

# Chemistry

---

## 2018 Subject Outline

### Stage 2

For teaching

- in Australian and SACE International schools from January 2018 to December 2018
- in SACE International schools only, from May/June 2018 to March 2019

Published by the SACE Board of South Australia,  
60 Greenhill Road, Wayville, South Australia 5034  
Copyright © SACE Board of South Australia 2017  
First published 2017  
Published online November 2017  
ISBN 978 1 74102 815 7 (online Microsoft Word version)  
ref: A670181

*This subject outline is accredited for teaching at Stage 2 from 2018*

# CONTENTS

Introduction.....	1
Subject description .....	1
Capabilities .....	2
Aboriginal and Torres Strait Islander knowledge, cultures, and perspectives.....	4
Health and safety.....	4
Learning scope and requirements.....	5
Learning requirements.....	5
Content .....	5
Assessment scope and requirements .....	43
Evidence of learning .....	43
Assessment design criteria.....	43
School assessment.....	44
External assessment .....	47
Performance standards .....	48
Assessment integrity.....	50
Support materials .....	51
Subject-specific advice .....	51
Advice on ethical study and research .....	51



# INTRODUCTION

## SUBJECT DESCRIPTION

Chemistry is a 10-credit subject or a 20-credit subject at Stage 1 and a 20-credit subject at Stage 2.

In their study of Chemistry, students develop and extend their understanding of how the physical world is chemically constructed, the interaction between human activities and the environment, and the use that human beings make of the planet's resources. They explore examples of how scientific understanding is dynamic and develops with new evidence, which may involve the application of new technologies.

Students consider examples of benefits and risks of chemical knowledge to the wider community, along with the capacity of chemical knowledge to inform public debate on social and environmental issues. The study of Chemistry helps students to make informed decisions about interacting with and modifying nature, and explore options such as green or sustainable chemistry, which seeks to reduce the environmental impact of chemical products and processes.

Through the study of Chemistry, students develop the skills that enable them to be questioning, reflective, and critical thinkers; investigate and explain phenomena around them; and explore strategies and possible solutions to address major challenges now and in the future (for example, in energy use, global food supply, and sustainable food production).

Students integrate and apply a range of understanding, inquiry, and scientific thinking skills that encourage and inspire them to contribute their own solutions to current and future problems and challenges, and pursue future pathways, including in medical or pharmaceutical research, pharmacy, chemical engineering, and innovative product design.

---

## CAPABILITIES

The capabilities connect student learning within and across subjects in a range of contexts. They include essential knowledge and skills that enable people to act in effective and successful ways.

The SACE identifies seven capabilities. They are:

- literacy
- numeracy
- information and communication technology (ICT) capability
- critical and creative thinking
- personal and social capability
- ethical understanding
- intercultural understanding.

### Literacy

In this subject students extend and apply their literacy capability by, for example:

- interpreting the work of scientists across disciplines, using chemical knowledge
- critically analysing and evaluating primary and secondary data
- extracting chemical information presented in a variety of modes
- using a range of communication formats to express ideas logically and fluently, incorporating the terminology and conventions of chemistry
- synthesising evidence-based arguments
- communicating appropriately for specific purposes and audiences.

### Numeracy

In this subject students extend and apply their numeracy capability by, for example:

- solving problems using calculation and critical thinking skills
- measuring with appropriate instruments
- recording, collating, representing, and analysing primary data
- accessing and interpreting secondary data
- identifying and interpreting trends and relationships
- calculating and predicting values by manipulating data, using appropriate scientific conventions.

### Information and communication technology (ICT) capability

In this subject students extend and apply their ICT capability by, for example:

- locating and accessing information
- collecting, analysing, and representing data electronically
- modelling concepts and relationships
- using technologies to create new ways of thinking about science
- communicating chemical ideas, processes, and information

- 
- understanding the impact of ICT on the development of chemistry and its application in society
  - evaluating the application of ICT to advance understanding and innovations in chemistry.

## **Critical and creative thinking**

In this subject students extend and apply critical and creative thinking by, for example:

- analysing and interpreting problems from different perspectives
- deconstructing the parts of a problem to determine the most appropriate method for investigation
- constructing, reviewing, and revising hypotheses to design investigations
- interpreting and evaluating data and procedures to develop logical conclusions
- analysing interpretations and claims, for validity and reliability
- devising imaginative solutions and making reasonable predictions
- envisaging consequences and speculating on possible outcomes
- recognising the significance of creative thinking on the development of chemical knowledge and applications.

## **Personal and social capability**

In this subject students extend and apply their personal and social capability by, for example:

- understanding the importance of chemical knowledge on health and well-being, both personally and globally
- making decisions and taking initiative while working independently and collaboratively
- planning effectively, managing time, following procedures effectively, and working safely
- sharing and discussing ideas about chemical issues, developments and innovations, while respecting the perspectives of others
- recognising the role of their own beliefs and attitudes in gauging the impact of chemistry in society
- seeking, valuing, and acting on feedback.

## **Ethical understanding**

In this subject students extend and apply their ethical understanding by, for example:

- considering the implications of their investigations on organisms and the environment
- making ethical decisions based on an understanding of chemical principles
- using data and reporting the outcomes of investigations accurately and fairly
- acknowledging the need to plan for the future and to protect and sustain the biosphere
- recognising the importance of their responsible participation in social, political, economic, and legal decision-making.

---

## Intercultural understanding

In this subject students develop their intercultural understanding by, for example:

- recognising that science is a global endeavour with significant contributions from diverse cultures
- respecting and engaging with different cultural views and customs and exploring their interaction with scientific research and practices
- being open-minded and receptive to change in the light of scientific thinking based on new information
- understanding that the progress of chemistry influences and is influenced by cultural factors.

## ABORIGINAL AND TORRES STRAIT ISLANDER KNOWLEDGE, CULTURES, AND PERSPECTIVES

In partnership with Aboriginal and Torres Strait Islander communities, and schools and school sectors, the SACE Board of South Australia supports the development of high-quality learning and assessment design that respects the diverse knowledge, cultures, and perspectives of Indigenous Australians.

The SACE Board encourages teachers to include Aboriginal and Torres Strait Islander knowledge and perspectives in the design, delivery, and assessment of teaching and learning programs by:

- providing opportunities in SACE subjects for students to learn about Aboriginal and Torres Strait Islander histories, cultures, and contemporary experiences
- recognising and respecting the significant contribution of Aboriginal and Torres Strait Islander peoples to Australian society
- drawing students' attention to the value of Aboriginal and Torres Strait Islander knowledge and perspectives from the past and the present
- promoting the use of culturally appropriate protocols when engaging with and learning from Aboriginal and Torres Strait Islander peoples and communities.

## HEALTH AND SAFETY

The handling of a range of chemicals and equipment requires appropriate health, safety, and welfare procedures.

It is the responsibility of the school to ensure that duty of care is exercised in relation to the health and safety of all students and that school practices meet the requirements of the *Work Health and Safety Act 2012*, in addition to relevant state, territory, or national health and safety guidelines. Information about these procedures is available from the school sectors.

The following safety practices must be observed by students in all laboratory work:

- Use equipment only under the direction and supervision of a teacher or other qualified person.
- Follow safety procedures when preparing or manipulating apparatus.
- Use appropriate safety gear when preparing or manipulating apparatus.



# LEARNING SCOPE AND REQUIREMENTS

## LEARNING REQUIREMENTS

The learning requirements summarise the knowledge, skills, and understanding that students are expected to develop and demonstrate through their learning in Stage 2 Chemistry.

In this subject, students are expected to:

1. apply science inquiry skills to design and conduct chemistry investigations using appropriate procedures and safe, ethical working practices
2. obtain, record, represent, analyse, and interpret the results of chemistry investigations
3. evaluate procedures and results, and analyse evidence to formulate and justify conclusions
4. develop and apply knowledge and understanding of chemical concepts in new and familiar contexts
5. explore and understand science as a human endeavour
6. communicate knowledge and understanding of chemical concepts, using appropriate terms, conventions, and representations.

## CONTENT

Stage 2 Chemistry is a 20-credit subject.

The topics in Stage 2 Chemistry provide the framework for developing integrated programs of learning through which students extend their skills, knowledge, and understanding of the three strands of science.

The three strands of science to be integrated throughout student learning are:

- science inquiry skills
- science as a human endeavour
- science understanding.

The topics for Stage 2 Chemistry are:

- Topic 1: Monitoring the environment
- Topic 2: Managing chemical processes
- Topic 3: Organic and biological chemistry
- Topic 4: Managing resources.

Students study all four topics. The topics can be sequenced and structured to suit individual groups of students.

---

Many of the concepts studied in Stage 2 Chemistry build on concepts introduced in Stage 1 Chemistry. The table in the Stage 1 content section shows the subtopics in Stage 1 that link to subtopics in Stage 2.

The following pages describe in more detail:

- science inquiry skills
- science as a human endeavour
- the topics for science understanding.

The descriptions of the science inquiry skills and the topics are structured in two columns: the left-hand column sets out the science inquiry skills or science understanding and the right-hand column sets out possible contexts.

Together with science as a human endeavour, the science inquiry skills and science understanding form the basis of teaching, learning, and assessment in this subject.

The possible contexts are suggestions for potential approaches, and are neither comprehensive nor exclusive. Teachers may select from these and are encouraged to consider other approaches according to local needs and interests.

Within the topic descriptions, the following symbols are used in the possible contexts to show how a strand of science can be integrated:



indicates a possible teaching and learning strategy for science understanding



indicates a possible science inquiry activity



indicates a possible focus on science as a human endeavour.



## Science Inquiry Skills

In Chemistry, investigation is an integral part of the learning and understanding of concepts, by using scientific methods to test ideas and develop new knowledge.

Practical investigations must involve a range of both individual and collaborative activities, during which students extend the science inquiry skills described in the table that follows.

Practical activities may take a range of forms, such as developing or using models and simulations that enable students to develop a better understanding of particular concepts. The activities include laboratory and field studies during which students develop investigable questions and/or testable hypotheses, and select and use equipment appropriately to collect data. The data may be observations, measurements, or other information obtained during the investigation. Students represent and analyse the data they have collected, evaluate procedures, describe limitations of the data and procedures, consider explanations for their observations, and present and justify conclusions appropriate to the initial question or hypothesis.

For a 20-credit subject, it is recommended that a minimum of 16–20 hours of class time involves practical activities.

Science inquiry skills are also fundamental to students investigating the social, ethical, and environmental impacts and influences of the development of scientific understanding and the applications, possibilities, and limitations of science. These skills enable students to critically consider the evidence they obtain so that they can present and justify a conclusion.

Science Inquiry Skills	Possible contexts
<p>Scientific methods enable systematic investigation to obtain measurable evidence.</p> <ul style="list-style-type: none"><li>• Deconstruct a problem to determine the most appropriate method for investigation.</li><li>• Design investigations, including:<ul style="list-style-type: none"><li>♦ a hypothesis or inquiry question</li><li>♦ types of variables<ul style="list-style-type: none"><li>– dependent</li><li>– independent</li><li>– factors held constant (how and why they are controlled)</li><li>– factors that may not be able to be controlled (and why not)</li></ul></li><li>♦ materials required</li><li>♦ the procedure to be followed</li><li>♦ the type and amount of data to be collected</li><li>♦ identification of ethical and safety considerations.</li></ul></li></ul>	<p>Develop inquiry skills by, for example:</p> <ul style="list-style-type: none"><li>• designing investigations that require investigable questions and imaginative solutions (with or without implementation)</li><li>• critiquing proposed investigations</li><li>• using the conclusion of one investigation to propose subsequent experiments</li><li>• changing an independent variable in a given procedure and adapting the method</li><li>• researching, developing, and trialling a method</li><li>• improving an existing procedure</li><li>• identifying options for measuring the dependent variable</li><li>• researching hazards related to the use and disposal of chemicals and/or biological materials</li><li>• developing safety audits</li><li>• identifying relevant ethical and/or legal considerations in different contexts.</li></ul>

Science Inquiry Skills	Possible contexts
<p>Obtaining meaningful data depends on conducting investigations using appropriate procedures and safe, ethical working practices.</p> <ul style="list-style-type: none"> <li>Conduct investigations, including: <ul style="list-style-type: none"> <li>selection and safe use of appropriate materials, apparatus, and equipment</li> <li>collection of appropriate primary and/or secondary data (numerical, visual, descriptive)</li> <li>individual and collaborative work.</li> </ul> </li> </ul>	<p>Develop inquiry skills by, for example:</p> <ul style="list-style-type: none"> <li>identifying equipment, materials, or instruments fit for purpose</li> <li>practising techniques and safe use of apparatus</li> <li>comparing resolution of different measuring tools</li> <li>distinguishing between, and using, primary and secondary data.</li> </ul>
<p>Results of investigations are represented in a well-organised way to allow them to be interpreted.</p> <ul style="list-style-type: none"> <li>Represent results of investigations in appropriate ways, including: <ul style="list-style-type: none"> <li>use of appropriate SI units, symbols</li> <li>construction of appropriately labelled tables</li> <li>drawing of graphs: linear, non-linear, lines of best fit</li> <li>use of significant figures.</li> </ul> </li> </ul>	<p>Develop inquiry skills by, for example:</p> <ul style="list-style-type: none"> <li>practising constructing tables to tabulate data, including column and row labels with units</li> <li>identifying the appropriate representations to graph different data sets</li> <li>selecting appropriate axes and scales to graph data</li> <li>clarifying understanding of significant figures using, for example:  <a href="http://www.astro.yale.edu/astro120/SigFig.pdf">www.astro.yale.edu/astro120/SigFig.pdf</a>  <a href="http://www.hccfl.edu/media/43516/sigfigs.pdf">www.hccfl.edu/media/43516/sigfigs.pdf</a>  <a href="http://www.physics.uoguelph.ca/tutorials/sig_fig/SIG_dig.htm">www.physics.uoguelph.ca/tutorials/sig_fig/SIG_dig.htm</a> </li> <li>comparing data from different sources to describe as quantitative or qualitative.</li> </ul>
<p>Scientific information can be presented using different types of symbols and representations.</p> <ul style="list-style-type: none"> <li>Select, use, and interpret appropriate representations, including: <ul style="list-style-type: none"> <li>mathematical relationships, such as ratios</li> <li>diagrams</li> <li>writing equations</li> </ul> </li> </ul> <p>to explain concepts, solve problems and make predictions.</p>	<p>Develop inquiry skills by, for example:</p> <ul style="list-style-type: none"> <li>writing chemical equations</li> <li>drawing and labelling diagrams</li> <li>recording images</li> <li>constructing flow diagrams.</li> </ul>
<p>Analysis of the results of investigations allows them to be interpreted in a meaningful way.</p> <ul style="list-style-type: none"> <li>Analyse data, including: <ul style="list-style-type: none"> <li>identification and discussion of trends, patterns, and relationships</li> <li>interpolation or extrapolation where appropriate.</li> </ul> </li> </ul>	<p>Develop inquiry skills by, for example:</p> <ul style="list-style-type: none"> <li>analysing data sets to identify trends and patterns</li> <li>determining relationships between independent and dependent variables</li> <li>using graphs from different sources (e.g. from CSIRO or the Australian Bureau of Statistics (ABS)) to predict values other than plotted points</li> <li>calculating mean values and rates of reaction, where appropriate.</li> </ul>

Science Inquiry Skills	Possible contexts
<p>Critical evaluation of procedures and data can determine the meaningfulness of the results.</p> <ul style="list-style-type: none"> <li>Identify sources of uncertainty, including: <ul style="list-style-type: none"> <li>random and systematic errors</li> <li>uncontrolled factors.</li> </ul> </li> <li>Evaluate reliability, accuracy, and validity of results, by discussing factors including: <ul style="list-style-type: none"> <li>sample size</li> <li>precision</li> <li>random error</li> <li>systematic error</li> <li>uncontrolled factors.</li> </ul> </li> </ul>	<p>Develop inquiry skills by, for example:</p> <ul style="list-style-type: none"> <li>discussing how the repeating of an investigation with different materials/equipment may detect a systematic error</li> <li>using an example of an investigation report to develop report-writing skills.</li> </ul> <p>Useful website:  <a href="http://www.biologyjunction.com/sample%20ap%20lab%20reports.htm">www.biologyjunction.com/sample%20ap%20lab%20reports.htm</a></p>
<p>Conclusions can be formulated that relate to the hypothesis or inquiry question.</p> <ul style="list-style-type: none"> <li>Select and use evidence and scientific understanding to make and justify conclusions.</li> <li>Recognise the limitations of conclusions.</li> <li>Recognise that the results of some investigations may not lead to definitive conclusions.</li> </ul>	<p>Develop inquiry skills by, for example:</p> <ul style="list-style-type: none"> <li>evaluating procedures and data sets provided by the teacher to determine and hence comment on the limitations of possible conclusions</li> <li>using data sets to discuss the limitations of the data in relation to the range of possible conclusions that could be made.</li> </ul>
<p>Effective scientific communication is clear and concise.</p> <ul style="list-style-type: none"> <li>Communicate to specific audiences and for specific purposes using: <ul style="list-style-type: none"> <li>appropriate language</li> <li>terminology</li> <li>conventions.</li> </ul> </li> </ul>	<p>Develop inquiry skills by, for example:</p> <ul style="list-style-type: none"> <li>reviewing scientific articles or presentations to recognise conventions</li> <li>developing skills in referencing and/or footnoting</li> <li>distinguishing between reference lists and bibliographies</li> <li>practising scientific communication in written, oral, and multimedia formats (e.g. presenting a podcast or a blog).</li> </ul>



## Science as a Human Endeavour

The science as a human endeavour strand highlights the development of science as a way of knowing and doing, and explores the purpose, use, and influence of science in society.

By exploring science as a human endeavour, students develop and apply their understanding of the complex ways in which science interacts with society, and investigate the dynamic nature of chemistry. They explore how chemists develop new understanding and insights, and produce innovative solutions to everyday and complex problems and challenges in local, national, and global contexts. In this way, students are encouraged to think scientifically and make connections between the work of others and their own learning. This enables them to explore their own solutions to current and future problems and challenges.

Students understand that the development of science concepts, models, and theories is a dynamic process that involves analysis of evidence and sometimes produces ambiguity and uncertainty. They consider how and why science concepts, models, and theories are continually reviewed and reassessed as new evidence is obtained and as emerging technologies enable new avenues of investigation. They understand that scientific advancement involves a diverse range of individual scientists and teams of scientists working within an increasingly global community of practice.

Students explore how scientific progress and discoveries are influenced and shaped by a wide range of social, economic, ethical, and cultural factors. They investigate ways in which the application of science may provide great benefits to individuals, the community, and the environment, but may also pose risks and have unexpected outcomes. They understand how decision-making about socio-scientific issues often involves consideration of multiple lines of evidence and a range of needs and values. As critical thinkers, they appreciate science as an ever-evolving body of knowledge, that frequently informs public debate, but is not always able to provide definitive answers.

The key concepts of science as a human endeavour underpin the contexts, approaches, and activities in this subject, and must be integrated into all teaching and learning programs.

The key concepts of science as a human endeavour in the study of Chemistry are:

### Communication and Collaboration

- Science is a global enterprise that relies on clear communication, international conventions, and review and verification of results.
- Collaboration between scientists, governments, and other agencies is often required in scientific research and enterprise.

### Development

- Development of complex scientific models and/or theories often requires a wide range of evidence from many sources and across disciplines.
- New technologies improve the efficiency of scientific procedures and data collection and analysis. This can reveal new evidence that may modify or replace models, theories, and processes.

---

## **Influence**

- Advances in scientific understanding in one field can influence and be influenced by other areas of science, technology, engineering, and mathematics.
- The acceptance and use of scientific knowledge can be influenced by social, economic, cultural, and ethical considerations.

## **Application and Limitation**

- Scientific knowledge, understanding, and inquiry can enable scientists to develop solutions, make discoveries, design action for sustainability, evaluate economic, social, cultural, and environmental impacts, offer valid explanations, and make reliable predictions.
- The use of scientific knowledge may have beneficial or unexpected consequences; this requires monitoring, assessment, and evaluation of risk and provides opportunities for innovation.
- Science informs public debate and is in turn influenced by public debate; at times, there may be complex, unanticipated variables or insufficient data that may limit possible conclusions.

---

## **Topic 1: Monitoring the environment**





Population growth, industrialisation, and a globalised economy have led to increasing demands on natural resources and the generation of pollutants at levels not seen in the past. Many environmental issues have been directly attributed to anthropogenic change, an observation acknowledged by the scientific community. Chemists perform a key role in monitoring and giving expert advice on the environment and on the impact of environmental issues and changes. Innovations in technology enable chemists to collect data over longer periods of time and with greater resolution and to contribute more effectively to international collaboration on global problems.

In this topic, students undertake practical analytical activities, develop manipulative skills, and examine sources of experimental errors. They analyse the causes of environmental issues and explore possible solutions.




Students investigate the impact of fossil fuel use in examining the effect of combustion products on global warming, ocean acidity, and photochemical smog. They explore chromatography and atomic spectroscopy as analytical processes. In volumetric titrations, students extend the application of their understanding of stoichiometry.






## Subtopic 1.1: Global warming and climate change

Science Understanding	Possible contexts	
<p>Some gases in the atmosphere, called 'greenhouse gases', keep the Earth's atmosphere warmer than it would be without these gases. This is known as the 'greenhouse effect'.</p> <ul style="list-style-type: none"> <li>Describe the action of the common greenhouse gases, carbon dioxide and methane, to maintain a steady temperature in the Earth's atmosphere.</li> </ul> <p>Anthropogenic increases in greenhouse gases disrupt the thermal balance of the atmosphere.</p> <ul style="list-style-type: none"> <li>Explain the warming associated with global climate change and its consequences for the environment.</li> </ul>	<p>Use the Keeling Curve to examine changes in carbon dioxide levels in the Earth's atmosphere since 1958.</p> <p>Use statistics from the Bureau of Meteorology to plot trends in global concentration of carbon dioxide, sea surface temperature, or air temperature.</p> <p>Explore sections of the documentary, <i>An Inconvenient Truth</i>, along with the accompanying interactive app, Our Choice.</p> <p>Discuss the impact of thawing permafrost using an article such as:  <a href="http://www.dailymail.co.uk/sciencetech/article-3284502/Loss-permafrost-unbelievable-Melting-ice-release-devastating-quantities-methane-accelerate-global-warming-warns-expert.html">http://www.dailymail.co.uk/sciencetech/article-3284502/Loss-permafrost-unbelievable-Melting-ice-release-devastating-quantities-methane-accelerate-global-warming-warns-expert.html</a></p>	
	<p>Discuss the strategies being suggested to reduce greenhouse gas emissions.</p> <p>Explore the effectiveness of international collaboration on using these strategies in reducing global greenhouse gas emissions.</p>	
<p>Ocean acidification is caused by the ocean absorbing higher levels of carbon dioxide from the atmosphere.</p> <ul style="list-style-type: none"> <li>Describe and write equations to show how carbon dioxide lowers the pH of the oceans.</li> <li>Calculate the pH of solutions given the concentration of <math>H^+</math> or <math>OH^-</math>, and vice versa.</li> </ul> <p>The skeletons and shells of many marine organisms are made of calcium carbonate and are vulnerable to dissolution at low pH.</p> <ul style="list-style-type: none"> <li>Write equations for carbonates reacting in acidic conditions.</li> </ul>	<p><i>Note that this work builds upon acid base concepts introduced in Stage 1 subtopics 5.1, 5.2, and 5.3.</i></p> <p>Consider connections to the development of the concept of equilibrium in subtopic 2.2 by examining how oceans contribute to the maintenance of steady concentrations of atmospheric carbon dioxide.</p> <p>Investigate how human activity since the beginning of the Industrial Revolution has led to increased ocean acidity and subsequent effects on marine life.</p>	
	<p>Undertake practical investigations to establish the reactions of carbonates with various acids, and discuss their effects.</p> <p>Design an investigation to test the effects of solutions of different pH on the mass of carbonate dissolved.</p>	






## Subtopic 1.2: Photochemical smog

Science Understanding	Possible contexts	
<p>Nitrogen oxides are formed in high-temperature engines and furnaces.</p> <ul style="list-style-type: none"> <li>Write equations for the formation of nitrogen oxides NO and NO<sub>2</sub>.</li> </ul>	<p>Compare live readings from around the globe, using software and apps such as the China Air Quality Index, for the monitoring of air pollution. Investigate factors contributing to one or more of the readings.</p>	
<p>Nitrogen oxides and ozone are pollutants in the troposphere that are associated with photochemical smog.</p> <ul style="list-style-type: none"> <li>Describe and write equations showing the role of nitrogen oxides in the formation of ozone in the troposphere.</li> <li>Describe the harmful effects of nitrogen oxides and ozone in the troposphere.</li> <li>Describe and write equations showing how catalytic converters reduce the quantities of nitrogen oxides generated by motor vehicles.</li> </ul>	<p>Discuss how ozone is a pollutant in the troposphere but is beneficial in the stratosphere, absorbing solar ultraviolet radiation.</p>	
	<p>Discuss the potential benefits and risks associated with the use of nanoparticles in catalytic converters and how this technology has reduced demands on precious metals.</p> <p>Investigate the political and environmental influences that led to the adoption of catalytic converters in motor vehicles across the world.</p>	




### Subtopic 1.3: Volumetric analysis

Science Understanding	Possible contexts	
<p>Concentrations can be described by using a number of standard conventions.</p> <ul style="list-style-type: none"> <li>Calculate concentration and interconvert units, including: <math>\text{mol L}^{-1}</math>, <math>\text{g L}^{-1}</math>, %w/v, ppm, and ppb.</li> <li>Apply SI prefix conventions to quantities.</li> </ul> <p>Knowledge of the mole ratios of reactants can be used in quantitative calculations.</p> <ul style="list-style-type: none"> <li>Perform stoichiometric calculations when given the reaction equation and the necessary data.</li> </ul> <p>A titration can be used to determine the concentration of a solution of a reactant in a chemical reaction.</p> <ul style="list-style-type: none"> <li>Describe and explain the procedure involved in carrying out a titration, particularly rinsing glassware and determining the end-point.</li> <li>Determine the concentration of a solution of a reactant in a chemical reaction by using the results of a titration.</li> </ul>	<p><i>Note that this work builds upon concepts introduced in Stage 1 subtopics 1.3, 2.3, and 4.3.</i></p> <p>Introduce apparatus and discuss techniques, using sites such as the interactive lab primer at:  <a href="http://www.rsc.org/learn-chemistry/resource/res00001064/the-interactive-lab-primer?cmpid=CMP00007674">http://www.rsc.org/learn-chemistry/resource/res00001064/the-interactive-lab-primer?cmpid=CMP00007674</a></p> <p>Analyse the data obtained in titrations in terms of precision and accuracy.</p> <p>Explore the use of back titrations and indirect titrations in atmospheric and waste water analyses.</p>	
	<p>Undertake titrations to determine or compare concentrations of various solutes (e.g. acid content in beverages, calcium or magnesium concentration, waste vegetable oil in biodiesel production, and dissolved oxygen in water).</p> <p>Participate in the RACI Titration Competition.</p> <p>Use indirect titration in ozone detection and other examples of air pollution analysis.</p>	
	<p>Investigate how modern titration techniques improve the efficiency of quality control in the wine industry.</p>	

## Subtopic 1.4: Chromatography

Science Understanding	Possible contexts	
<p>Chromatography techniques, including thin layer chromatography (TLC), gas chromatography (GC), high-performance liquid chromatography (HPLC), and ion chromatography (IC), involve the use of a stationary phase and a mobile phase to separate the components of a mixture.</p> <p>The rate of movement of the components is caused by the differences between the strengths of the interactions between atoms, molecules, or ions in the mobile and stationary phases.</p> <ul style="list-style-type: none"> <li>Predict the relative rates of movement of components along a stationary phase on the basis of their polarities and charge, given the structural formulae or relative polarities of the two phases.</li> </ul> <p>Data from chromatography techniques can be used to determine the composition and purity of substances.</p> <ul style="list-style-type: none"> <li>Calculate and apply <math>R_f</math> values and retention times in the identification of components in a mixture.</li> </ul>	<p><i>Note that this work builds upon concepts of polarity introduced in Stage 1 subtopics 3.1 and 3.2.</i></p> <p>Explain the principles of separation through the rate of movement of components, using Learn Chemistry's interactive lab primers for TLC and column chromatography.</p>	
	<p>Undertake investigations using TLC, such as extraction and confirmation of caffeine from energy drinks, separation of individual indicators from universal indicator, or identification of analgesics using <math>R_f</math>.</p> <p>Use column chromatography to separate the pigments in chlorophyll from spinach leaves.</p> <p>Simulate HPLC for the separation of fluorescein in glow sticks, using column chromatography. Instructions available at: <a href="http://chemlab.truman.edu/CHEM131Labs/Chromatography.asp">http://chemlab.truman.edu/CHEM131Labs/Chromatography.asp</a></p>	
	<p>Explore the legal and ethical aspects associated with applications of chromatography, such as forensic analysis, drug analysis in sports, blood alcohol analysis, industrial espionage, and analysis of residual insecticides and pesticides in the environment.</p>	
<p>Ion chromatography (also known as ion exchange chromatography) is used to remove either cations or anions from a mixture by replacing them with ions of another type.</p> <ul style="list-style-type: none"> <li>Explain, using equilibrium principles, how ions attached to the surface of a resin can be exchanged with ions in aqueous solution.</li> </ul>	<p>Consider connections to the development of the concept of equilibrium in subtopic 2.2.</p> <p><i>Note that ion exchange is developed in subtopics 4.2 and 4.3.</i></p> <p>Watch a YouTube video on ion chromatography.</p> <p>Discuss factors affecting the elution time of proteins in an ion exchange column.</p>	
	<p>Explore how the development of the technique of ion chromatography allows analysis of a wide range of molecules in numerous applications and industries.</p>	

## Subtopic 1.5: Atomic spectroscopy

Science Understanding	Possible contexts
<p>Flame tests and atomic absorption spectroscopy (AAS) are analytical techniques that can be used to identify elements; these methods rely on electron transfer between atomic energy levels.</p> <ul style="list-style-type: none"> <li>Write the electron configuration using subshell notation of an atom of any of the first 38 elements in the periodic table.</li> <li>Explain the effect of the absorption or emission of radiation on the electron configuration of electrons in atoms or ions.</li> </ul> <p>The wavelengths of radiation emitted and absorbed by an element are unique to that element and can be used to identify its presence in a sample.</p> <ul style="list-style-type: none"> <li>Explain why some wavelengths of radiation emitted and absorbed by an element are unique to that element.</li> </ul> <p>Atomic absorption spectroscopy is used for quantitative analysis.</p> <ul style="list-style-type: none"> <li>Explain the principles of atomic absorption spectroscopy in identifying elements in a sample.</li> <li>Describe the construction and use of calibration graphs in determining the concentration of an element in a sample.</li> </ul>	<div> <p><i>Note the connection to atomic theory established in Stage 1 subtopics 1.2 and 2.2.</i></p> <p>Discuss everyday examples of atomic emission, such as fireworks, sodium vapour streetlamps, or cooking with salted water over a flame.</p> <p>View 'Chemical Analysis 1' from VEA and discuss the principles of atomic absorption described in the video.</p> <p>View a YouTube video on AAS, such as: <a href="https://www.youtube.com/watch?v=YDh4EjyDmjc">https://www.youtube.com/watch?v=YDh4EjyDmjc</a></p> <p>Explore applications of AAS, such as analysis of arsenic in treated pine, water analysis for metal (or arsenic) content, or percentage of metals in ore samples.</p> </div> 
	<p>Perform flame tests and use spectrometers to identify elements based on characteristic emission colours and spectra.</p> 
	<p>Consider the contribution of the ideas of Sir Alan Walsh and colleagues to the development of atomic absorption spectroscopy. How has this scientific research impacted on the ability of chemists to identify elements in samples?</p> 


---

## **Topic 2: Managing chemical processes**

The chemical industry produces a range of chemicals that allow naturally occurring materials to be modified or replaced, and previously unknown materials to be developed. In this topic, students investigate how chemicals are produced and how creative thinking has led to innovations in production. They explore aspects of green chemistry relating to improving efficiency of processes and reduction in energy use.

In this topic, students extend their understanding and skills developed through earlier investigations on reaction rate. They explore energy use and the factors that influence the reaction rates of chemical reactions, and how these can be applied to chemical processes and systems. They apply equilibrium law and Le Châtelier's principle to predict and explain the conditions that will optimise chemical processes.

## Subtopic 2.1: Rates of reactions

Science Understanding	Possible contexts	
<p>The rates of a reaction at different times can be compared by considering the slope of a graph of quantity or concentration of reactant or product against time.</p> <ul style="list-style-type: none"><li>• Draw and interpret graphs representing changes in quantities or concentration of reactants or products against time.</li></ul> <p>Rates of reaction can be influenced by a number of factors, including the presence of inorganic and biological catalysts (enzymes).</p> <ul style="list-style-type: none"><li>• Predict and explain, using collision theory, the effect on rates of reaction due to changes in:<ul style="list-style-type: none"><li>♦ concentration</li><li>♦ temperature</li><li>♦ pressure (for reactions involving gases)</li><li>♦ surface area</li><li>♦ the presence of a catalyst.</li></ul></li></ul> <p>Energy profile diagrams can be used to represent the relative enthalpies of reactants and products, the activation energy, and the enthalpy change for a chemical reaction.</p> <ul style="list-style-type: none"><li>• Draw and interpret energy profile diagrams.</li></ul>	<p><i>Note that section builds on concepts from Stage 1 subtopic 4.4.</i></p> <p>Investigate the change in mass of the system over time when marble chips are added to hydrochloric acid, and tabulate and graph the results.</p> <p>Discuss the action of enzymes in living cells.</p> <p>Review factors affecting the rate of reaction at: <a href="http://ed.ted.com/lessons/how-to-speed-up-chemical-reactions-and-get-a-date">http://ed.ted.com/lessons/how-to-speed-up-chemical-reactions-and-get-a-date</a></p> <p>Design an experiment to investigate:</p> <ul style="list-style-type: none"><li>• the effect of initial reactant concentration, or particle size, on the rate of the reaction between calcium carbonate or magnesium, and hydrochloric acid</li><li>• the effect of changing the temperature or pH on the rate of an enzyme-catalysed reaction.</li></ul> <p>Explain how chemists have used nanoparticles to develop new catalysts to improve the efficiency of chemical processes. Consider how these new catalysts could lead to more sustainable practices in industry.</p>	  

## Subtopic 2.2: Equilibrium and yield

Science Understanding	Possible contexts
<p>Chemical systems may be open or closed.</p> <p>Over time, reversible chemical reactions carried out in a closed system at fixed temperature eventually reach a state of chemical equilibrium.</p> <p>The changes in concentrations of reactants and products, as a system reaches equilibrium, can be represented graphically.</p> <ul style="list-style-type: none"> <li>Draw and interpret graphs representing changes in concentrations of reactants and products.</li> </ul> <p>The position of equilibrium in a chemical system at a given temperature can be indicated by a constant, <math>K_c</math>, related to the concentrations of reactants and products.</p> <ul style="list-style-type: none"> <li>Write <math>K_c</math> expressions that correspond to given reaction equations for homogeneous equilibrium systems.</li> <li>Undertake calculations involving <math>K_c</math> and initial and/or equilibrium quantities of reactants and products for homogeneous equilibrium systems.</li> </ul> <p>The final equilibrium concentrations, and hence position of equilibrium, for a given reaction depend on various factors.</p> <ul style="list-style-type: none"> <li>Predict and explain, using Le Châtelier's principle, the effect on the equilibrium position of a system of a change in the: <ul style="list-style-type: none"> <li>concentration of a reactant or product</li> <li>overall pressure of a gaseous mixture</li> <li>temperature of an equilibrium mixture for which the <math>\Delta H</math> value for the forward or back reaction is specified.</li> </ul> </li> <li>Predict the change that occurred in a system, or whether a reaction is exothermic or endothermic, given the effect of the change on the equilibrium position of the system.</li> </ul>	<p><i>Note that this subtopic uses energy concepts from Stage 1 subtopics 2.3, 4.3, and 4.4.</i></p> <p>Use reversible reactions with colour changes, such as <math>\text{CrO}_4^{2-} \rightleftharpoons \text{Cr}_2\text{O}_7^{2-}</math> and <math>\text{CoCl}_2 \rightleftharpoons \text{CoCl}_2 \cdot 6\text{H}_2\text{O}</math>, to demonstrate factors that alter the position of equilibrium.</p> <p>Introduce the concepts of reversible reactions and dynamic equilibrium, using the ionisation of weak acids and bases (see subtopic 5.2).</p> <p>View and discuss the high-speed video of the effect of pressure change on the <math>\text{NO}_2/\text{N}_2\text{O}_4</math> equilibrium:  <a href="http://www.sciencephoto.com/media/627886/view">www.sciencephoto.com/media/627886/view</a></p> <p>View the high-speed video of the effect of concentration changes on equilibrium between <math>\text{Co}^{2+}</math> complexes in solution:  <a href="http://www.sciencephoto.com/media/600219/view">www.sciencephoto.com/media/600219/view</a></p> <p>Simulate the effect of changes in concentration and temperature on <math>\text{Fe}(\text{SCN})^{2+}</math>, see:  <a href="http://www.mhhe.com/physsci/chemistry/essentialchemistry/flash/lechv17.swf">www.mhhe.com/physsci/chemistry/essentialchemistry/flash/lechv17.swf</a></p> <p><i>Note that this subtopic links to Stage 2 subtopics 1.1 (ocean acidification), 4.2 (water treatment), and 4.3 (availability of soil nutrients).</i></p> <p>Apply the principles of equilibrium in relevant contexts such as <math>\text{O}_2</math> exchange in the blood, the cause and treatment of CO poisoning, maintenance of acidity levels in the blood, <math>\text{CO}_2</math> equilibrium in effervescent soft drinks, and equilibria between various forms of <math>\text{SO}_2</math> in wine and the effect of wine acidity on these equilibria.</p> <p>Use colour comparison to study the effect of changes in concentration on the equilibrium concentration of <math>\text{Fe}(\text{SCN})^{2+}</math> in solution.</p>





### Subtopic 2.3: Optimising production

Science Understanding	Possible contexts
<p>Designing chemical-synthesis processes involves constructing reaction pathways that may include more than one chemical reaction.</p> <p>The steps in industrial chemical processes can be conveniently displayed in flow charts.</p> <ul style="list-style-type: none"> <li>Interpret flow charts and use them for such purposes as identifying raw materials, chemicals present at different steps in the process, waste products, and by-products.</li> </ul> <p>Industrial processes are designed to maximise profit and to minimise impact on the environment.</p> <ul style="list-style-type: none"> <li>Explain how certain reaction conditions represent a compromise that will give maximum yield in a short time.</li> <li>Explain the impact of increases in temperature and pressure on manufacturing conditions and costs, and on the environment.</li> <li>Explain how use of a catalyst may benefit both the manufacturer and the environment.</li> </ul>	<p><i>Note that this subtopic integrates concepts from subtopics 2.1 and 2.2.</i></p> <p>Explore the reasons why sulfuric acid tops the list of most-produced industrial chemicals in the world.</p> <p>Illustrate the use of flow charts and of compromises involved in the selection of reaction conditions in the production of industrial chemicals such as ammonia, nitric acid, and sulfuric acid.</p> <p>Use the green chemistry principle that the energy requirements of chemical processes should be minimised to explore the advantages and disadvantages of using catalysts in chemical processes.</p> <p>Investigate the impact on society of the work of Fritz Haber in the development of the synthetic production of ammonia fertiliser.</p> <p>Discuss the benefits of developing low-energy production methods for nitrogen and phosphorus fertilisers and how these processes are essential to the production of food for a growing world population.</p>



---



### **Topic 3: Organic and biological chemistry**


Organic and biological chemistry is an important area of research; it includes medical technology, genetic engineering, and the development of pharmaceuticals. In this topic, students investigate the major groups of organic compounds, with a focus on those of biological significance.

Students investigate the reactions and preparations of a range of organic compounds and extend their laboratory skills by using specialised glassware. They increase their understanding of international protocols used by organic chemists for naming organic compounds and writing structural formulae.




Students examine the physical and chemical properties of a range of functional groups: alcohols, aldehydes and ketones, carboxylic acids, amines, esters, and amides. From this basis, they explore three biologically important classes of compounds: carbohydrates, triglycerides, and proteins.

### Subtopic 3.1: Introduction



Science Understanding	Possible contexts	
<p>Organic compounds can be represented by molecular and structural formulae.</p> <ul style="list-style-type: none"> <li>Determine the molecular formula of an organic compound given its extended, condensed, or skeletal structural formula.</li> </ul> <p>Organic compounds are named systematically to provide unambiguous identification.</p> <p>Condensation reactions occur when two organic molecules combine to form a larger molecule, also releasing another small molecule, such as water.</p>	<p><i>Note that this continues the work on organic chemistry introduced in Stage 1 subtopic 3.3.</i></p> <p>Students consider the IUPAC rules for systematic nomenclature using examples in the relevant subtopics.</p> <p><i>Note that condensation reactions produce esters, amides, proteins, some carbohydrates, and some polymers.</i></p>	
<p>The physical properties of organic compounds are influenced by the molar masses of the molecules, and the number and polarity of functional groups.</p> <ul style="list-style-type: none"> <li>Predict, explain, and compare the melting points, boiling points, and solubilities in water and in non-polar solvents of organic compounds, given their structural formulae.</li> </ul>	<p><i>Note that discussion of physical properties throughout this topic draws on concepts introduced in Stage 1 subtopics 2.2, 3.2, and 4.1.</i></p> <p>Relate the physical properties of compounds to their uses. Examples include:</p> <ul style="list-style-type: none"> <li>small organic compounds are often used as solvents for non-polar molecules (e.g. propanone (acetone) and butanone in industry; iodine dissolves in ethanol but is not readily soluble in water)</li> <li>ethanol is used in some cosmetics and external preparations because it evaporates quickly when applied to the skin</li> <li>because of their odours, many aldehydes and ketones are used in perfumes (e.g. <math>\beta</math>-jasmone, <math>\beta</math>-ionone, <math>\alpha</math>-ionone, civetone, carvones) and as flavouring agents (e.g. cinnamaldehyde, vanillin, benzaldehyde)</li> <li>short-chain carboxylic acids have unpleasant odours (e.g. parmesan cheese, vomit, sweaty socks)</li> <li>the volatility of small esters, and their sweet, fruity odours, make them suitable for use as perfumes, flavouring agents (e.g. in ice creams), and solvents (e.g. ethyl ethanoate can be used to extract caffeine from coffee and tea to produce the decaffeinated product)</li> </ul>	

Science Understanding	Possible contexts
	<ul style="list-style-type: none"> <li>the volatility of many organic solvents, including ketones and esters, causes their use to be hazardous; photocatalysis (UV light on nanoparticles of <math>\text{TiO}_2</math> on surfaces) can be used to remove the solvent vapours from air</li> <li>triglycerides have a higher boiling point than water and cooking foods in triglycerides at higher temperatures than boiling water produces quicker cooking and different flavours</li> <li>cooking in triglycerides retains water-soluble nutrients that would be removed from the food if cooked in water (e.g. asparagus).</li> </ul> 




### Subtopic 3.2: Alcohols

Science Understanding	Possible Contexts	
<p>Alcohols are classified as primary, secondary, or tertiary.</p> <ul style="list-style-type: none"> <li>Identify, name systematically, and draw structural formulae of alcohols containing:               <ul style="list-style-type: none"> <li>up to eight carbon atoms in the main chain, with side chains limited to a maximum of two carbon atoms</li> <li>one or more hydroxyl groups.</li> </ul> </li> </ul> <p>Primary, secondary, and tertiary alcohols behave differently with oxidising agents.</p> <ul style="list-style-type: none"> <li>Describe how primary and secondary alcohols can be distinguished from tertiary alcohols by their reaction with acidified dichromate solution.</li> <li>Predict the structural formula(e) of the product(s) of oxidation of a primary or secondary alcohol, given its structural formula.</li> </ul>	<p><i>Note that this builds upon the concept of oxidation introduced in Stage 1 subtopic 6.1.</i></p> <p><i>Note that the production and use of ethanol as a fuel is considered in subtopic 4.1.</i></p>	
	<p>Classify a range of primary, secondary, and tertiary alcohols by testing with acidified <math>K_2Cr_2O_7</math> solution.</p>	
	<p>Consider the economic and environmental advantages and disadvantages of using ethanol to replace fossil fuels.</p>	




### Subtopic 3.3: Aldehydes and ketones

Science Understanding	Possible contexts
<p>Aldehydes and ketones are produced by the oxidation of the corresponding primary and secondary alcohols respectively.</p> <ul style="list-style-type: none"> <li>Identify, name systematically, and draw structural formulae of aldehydes and ketones containing: <ul style="list-style-type: none"> <li>up to eight carbon atoms in the main chain, with side chains limited to a maximum of two carbon atoms</li> <li>one or more aldehyde or ketone groups.</li> </ul> </li> </ul> <p>Aldehydes can be readily oxidised; ketones cannot.</p> <ul style="list-style-type: none"> <li>Draw the structural formula of the oxidation product of a given aldehyde in either acidic or alkaline conditions.</li> <li>Describe how acidified dichromate solution and Tollens' reagent (ammoniacal silver nitrate solution) can be used to distinguish between aldehydes and ketones.</li> </ul>	<div> <p><i>Note that this builds upon the concept of oxidation introduced in Stage 1 subtopic 6.1.</i></p> <p>Consider aldehydes in relevant contexts. Examples could include:</p> <ul style="list-style-type: none"> <li>oxygen diffuses into casks of whisky and oxidises the ethanol to aldehydes, which are the key flavour components in the whisky</li> <li>in the liver, the ethanol in alcoholic beverages is oxidised to ethanal, which is toxic and can cause severe headaches and nausea.</li> </ul> </div> <div> <p>Prepare an aldehyde (e.g. propanal) from the appropriate primary alcohol, implementing the necessary reaction conditions.</p> <p>Use Tollens' reagent to identify a sample of an aldehyde.</p> <p>Use the silver mirror reaction to line glass bottles with silver.</p> </div> <div>   </div>

### Subtopic 3.4: Carbohydrates



Science Understanding	Possible contexts
<p>Carbohydrates are naturally occurring sugars and their polymers. They are defined as either polyhydroxy aldehydes or polyhydroxy ketones, or substances that form these compounds on hydrolysis.</p> <ul style="list-style-type: none"> <li>Given its structural formula, determine whether a molecule is a carbohydrate.</li> </ul> <p>Disaccharides and polysaccharides are produced by the condensation of monosaccharide units linked in chains by covalent bonds.</p> <ul style="list-style-type: none"> <li>Write molecular formulae for glucose, and for disaccharides and polysaccharides, based on glucose monomers.</li> <li>Draw the structural formulae of the monosaccharide(s), given the structural formula of a disaccharide.</li> <li>Identify the repeating unit and draw the structural formula of the monomer, given the structural formula of a section of a polysaccharide.</li> </ul> <p>In aqueous solution there is an equilibrium between a ring form and a chain form of glucose.</p> <ul style="list-style-type: none"> <li>Explain the ability of glucose to react as an aldehyde when in chain form but not when in ring form.</li> </ul>	<p><i>Note that this builds upon the concept of repeating units introduced in Stage 1 subtopic 3.4.</i></p> <p><i>Note that many, but not all, carbohydrates satisfy the general formula <math>C_xH_{2y}O_y</math>. Consider carbohydrates that do not satisfy this general formula (e.g. deoxyribose).</i></p> <p>Discuss functions of carbohydrates in living systems. Examples could include:</p> <ul style="list-style-type: none"> <li>storage of chemical energy (glycogen in animals, starch in plants)</li> <li>structural support in plants (cellulose)</li> <li>essential components of nucleic acids (ribose and deoxyribose in both plants and animals).</li> </ul> 
	<p>Perform Tollens' test on a solution of glucose and discuss the results in terms of the principles of equilibrium.</p> 
	<p>Investigate cellulose as an alternative source to petroleum for the production of petrochemicals.</p> 

### Subtopic 3.5: Carboxylic acids




Science Understanding	Possible contexts	
<p>Carboxylic acids can be produced by the oxidation of aldehydes or primary alcohols.</p> <ul style="list-style-type: none"> <li>Identify, name systematically, and draw structural formulae of carboxylic acids containing: <ul style="list-style-type: none"> <li>up to eight carbon atoms in the main chain, with side chains limited to a maximum of two carbon atoms</li> <li>one or two carboxyl groups.</li> </ul> </li> </ul> <p>Carboxylic acids are weak acids and, to a small extent, ionise in water.</p> <ul style="list-style-type: none"> <li>Write equations for the reactions of carboxylic acids with bases, including hydroxides, carbonates, and hydrogencarbonates, to form carboxylate salts, and describe changes that accompany these reactions.</li> <li>Explain why sodium and potassium carboxylate salts are more soluble in water than their parent carboxylic acids.</li> </ul>	<p><i>Note that this builds upon the concepts introduced in Stage 1 subtopics 4.2 and 5.2.</i></p> <p>Relate the oxidation of ethanol, to form ethanoic acid, to the odour of vinegar in wines exposed to air.</p>	
	<p>Discuss uses of vinegar in household cleaning products designed to remove insoluble carbonates on plumbing fixtures, and as a preservative in the food industry.</p> <p>Observe the effervescence produced when carboxylic acids react with samples of carbonates.</p> <p>Titrate commercial vinegars to determine their concentration of ethanoic acid. This enables students to:</p> <ul style="list-style-type: none"> <li>select and use correctly appropriate glassware</li> <li>collect data to an appropriate number of significant figures</li> <li>analyse results</li> <li>evaluate the procedure and results.</li> </ul>	
	<p>Discuss how knowledge of carboxylic acid chemistry has enabled chemists to design new, more effective drugs that have benefits to society (e.g. soluble aspirin).</p>	






### Subtopic 3.6: Amines

Science Understanding	Possible contexts	
<p>Amines are classified as primary, secondary, or tertiary.</p> <ul style="list-style-type: none"> <li>Identify, name systematically, and draw structural formulae of primary amines containing: <ul style="list-style-type: none"> <li>up to eight carbon atoms in the main chain, with side chains limited to a maximum of two carbon atoms</li> <li>one or more amino groups.</li> </ul> </li> </ul> <p>Amines act as bases.</p> <ul style="list-style-type: none"> <li>Draw the structural formula of the protonated form of an amine, given the structural formula of its molecular form, and vice versa.</li> <li>Explain why the protonated form of an amine is more soluble in water than its parent molecular amine.</li> </ul>	<p><i>Note that this builds upon the concepts introduced in Stage 1 subtopics 4.2 and 5.2.</i></p> <p>Use examples of amines in hormones, anaesthetics, and addictive drugs to identify amino groups and draw structural formulae of amine salts.</p> <p>Explore the role of amines in the function of the nervous system.</p> <p>Discuss information about amines and their salts in drugs.</p>	
	<p>Discuss the benefits to consumers of the use of lignocaine as a numbing agent, or nicotine salts in nicotine patches, examples of drugs produced by converting an amine into its salt.</p>	

### Subtopic 3.7: Esters

Science Understanding	Possible contexts	
<p>Carboxylic acids undergo condensation reactions with alcohols to form esters.</p> <ul style="list-style-type: none"> <li>Identify, name systematically, and draw structural formulae of methyl and ethyl esters of acids containing up to eight carbon atoms in the main chain, with side chains limited to a maximum of two carbon atoms.</li> <li>Draw the structural formula of the ester that could be produced by the condensation reaction between a carboxylic acid and an alcohol, given their structural formulae or vice versa.</li> <li>Draw the structural formula of a polyester, given the structural formula(e) of the monomer(s) or vice versa.</li> </ul> <p>Condensation reactions are slow at 25°C.</p> <ul style="list-style-type: none"> <li>Explain the use of heating under reflux, and the use of a trace of concentrated sulfuric acid in the laboratory preparation of esters.</li> </ul> <p>Esters may be hydrolysed under acidic or alkaline conditions.</p> <ul style="list-style-type: none"> <li>Identify the products of acidic or alkaline hydrolysis of an ester or polyester, given the appropriate structural formula.</li> </ul>	<p>View a solvent-based extraction of caffeine from coffee and discuss the procedure.</p> <p><a href="http://www.youtube.com/watch?v=_CoxEgbyeK4">www.youtube.com/watch?v=_CoxEgbyeK4</a></p> <p>Demonstrate the extraction of caffeine from tea using an aqueous solution of <math>\text{Na}_2\text{CO}_3</math> followed by sublimation of the caffeine. One method, <i>DIY: Taking the Caffeine Out of Tea</i>, can be found at: <a href="http://www.open.edu/openlearn/science-maths-technology/science/chemistry/diy-taking-the-caffeine-out-tea">www.open.edu/openlearn/science-maths-technology/science/chemistry/diy-taking-the-caffeine-out-tea</a></p>	
	<p>Consider why old perfume bottles frequently have an unpleasant odour.</p> <p>Prepare, or hydrolyse, an ester in the laboratory, implementing the necessary reaction conditions. These procedures provide an opportunity to use techniques of reflux, liquid–liquid extraction, and fractional distillation.</p>	
	<p>Evaluate whether the description of terylene as a 'miracle fibre' is valid.</p>	



### Subtopic 3.8: Amides

Science Understanding	Possible contexts	
<p>Carboxylic acids undergo condensation reactions with amines to form amides.</p> <ul style="list-style-type: none"> <li>Draw the structural formula of the amide formed from a carboxylic acid and an amine, given their structural formulae or vice versa.</li> <li>Draw the structural formula of a polyamide, given the structural formula(e) of the monomer(s) or vice versa.</li> </ul> <p>Amides may be hydrolysed under acidic or alkaline conditions.</p> <ul style="list-style-type: none"> <li>Identify the products of acidic or alkaline hydrolysis of an amide or polyamide, given the appropriate structural formula.</li> </ul>	Use paracetamol as an example to draw hydrolysis products of an amide.	
	Discuss the behaviour of Kevlar in persistent warm and humid conditions.	
	Conduct a competition in the laboratory to make the longest strand of nylon.	
	Investigate current examples similar to the 'nylon riots' in the United States in the 1940s, where there were unexpected consequences for society.	
	Discuss potential economic and political impacts of new materials.	

### Subtopic 3.9: Triglycerides

Science Understanding	Possible contexts
<p>Edible oils and fats are esters of propane-1,2,3-triol (glycerol) and various carboxylic acids.</p> <ul style="list-style-type: none"> <li>Draw the structural formula of an edible oil or fat, given the structural formula(e) of the carboxylic acid(s) from which it is derived.</li> </ul> <p>Triglycerides can be hydrolysed to produce propane-1,2,3-triol and various carboxylic acids.</p> <ul style="list-style-type: none"> <li>Identify and draw the structural formulae of the alcohol and acid(s) from which a triglyceride is derived, given its structural formula.</li> </ul> <p>Triglycerides may be saturated or unsaturated.</p> <ul style="list-style-type: none"> <li>Describe and explain the use of a solution of bromine or iodine to determine the degree of unsaturation of a compound. Draw the structural formula of the reaction product.</li> <li>Explain how the degree of unsaturation causes differences in the melting points of edible oils and fats.</li> </ul> <p>Liquid triglycerides can be converted into triglycerides of higher melting point.</p> <ul style="list-style-type: none"> <li>Explain the role of pressure, temperature, and a catalyst in the hydrogenation of liquid triglycerides to form triglycerides of higher melting point.</li> </ul> <p>Alkaline hydrolysis of triglycerides produces carboxylate ions, which have both hydrophilic and hydrophobic regions.</p> <ul style="list-style-type: none"> <li>Explain how such particles form micelles in solutions.</li> <li>Explain how micelles can dissolve and move non-polar substances through an aqueous medium or vice versa.</li> </ul>	<p><i>Note that this builds upon concepts introduced in Stage 1 subtopics 3.3 and 4.1.</i></p> <p>Note that the carboxylic acid components of triglycerides are unbranched and usually contain an even number of carbon atoms between 12 and 20.</p> <p>Edible oils and fats are distinguished on the basis of melting point. Explain why the structure of the oil or fat relates to its melting point.</p> <p>Discuss methods of production of margarine.</p> <p>Consider why hydrolysis of triglycerides (e.g. in butter) over time can lead to unpleasant odours.</p> <p>Investigate how soap anions remove grease from surfaces and how emulsifiers stabilise salad dressings, ice creams, cosmetics, and paints.</p> <p>Use bromine solution to test a range of saturated and unsaturated triglycerides.</p> <p>Consider contemporary uses of amphiphilic particles such as how nano-sized micelles of biocompatible polymers can be used to encapsulate, protect, and deliver hydrophobic drugs in the body. Evaluate the benefits and limitations of these types of innovations for individuals and society.</p>

## Subtopic 3.10: Proteins

Science Understanding	Possible contexts	
<p>Proteins are polymers of amino acids.</p> <p>Amino acids contain a carboxyl group and an amino group.</p> <ul style="list-style-type: none"> <li>Write the general formula of amino acids and recognise their structural formulae.</li> </ul> <p>Amino acids have both acidic and basic properties.</p> <ul style="list-style-type: none"> <li>Draw the structural formula of the product formed when an amino acid self-ionises, given its structural formula.</li> </ul> <p>Amino acids can undergo condensation to form protein chains.</p> <p>The amide groups within proteins are also known as 'peptide links'.</p> <ul style="list-style-type: none"> <li>Draw the structural formula of a section of a protein chain that could be formed from amino acids, given their structural formulae or vice versa.</li> </ul> <p>The unique spatial arrangement of a protein depends on secondary interactions between sections of the chain and, in aqueous environments, between the chain and water.</p> <ul style="list-style-type: none"> <li>Identify where secondary interactions can occur, given the structural formula of a section of a protein chain.</li> </ul> <p>The biological function of a protein is a consequence of its spatial arrangement.</p> <ul style="list-style-type: none"> <li>Explain why the biological function of a protein (e.g. an enzyme) may be affected by changes in pH and temperature.</li> </ul>	<p><i>Note that this subtopic revisits concepts introduced in Stage 1 subtopics 3.1, 3.2, and 4.2, and in Stage 2 subtopics 3.5 and 3.6.</i></p> <p>Recognise that in the biologically important amino acids that form proteins, the amino group is on the carbon atom adjacent to the carboxyl group. These are known as <math>\alpha</math>-amino acids.</p> <p>Construct a model of an amino acid molecule and note how the orientation of the amino and carboxyl groups facilitates self-ionisation.</p> <p>Discuss why certain amino acids are referred to as 'essential' amino acids.</p> <p>Apply understanding of physical properties of protein chains to their function as major structural materials in animal tissue (e.g. hair, spider silk).</p> <p>Consider the importance of the sequence of amino acids in a protein.</p> <p>Discuss the importance of enzymes in the maintenance and regulation of life processes.</p>	
	<p>Explore how the work of scientists from various disciplines contributed to the development of the technique of amino acid sequencing and how this discovery contributed to the current model of how DNA encodes for proteins.</p>	

---





## Topic 4: Managing resources




Recent centuries have seen great increases in human consumption of energy and other resources, linked to new understandings and new technologies. Although these developments can provide benefits, they also pose risks. Chemists are able to respond to social concerns and inform public debate, for example, on environmental issues, as well as explore and undertake development of strategies to address issues of concern.

Students examine issues that have arisen as a consequence of human exploitation of the Earth's resources, and how these issues might be addressed. Possible practical investigations include fermentation, biodiesel production, and the energy available from different fuels.



Students consider energy resources such as fossil and renewable fuels, and the use of electrical energy to facilitate greater use of intermittent sources such as sunlight. They examine material sources such as natural materials, water, and soil, as well as synthetic polymers. They also examine benefits and problems associated with recycling of materials.

## Subtopic 4.1: Energy



Science Understanding	Possible contexts	
<p>Photosynthesis and respiration are important processes in the cycling of carbon and oxygen on Earth.</p> <p>In photosynthesis the light energy absorbed by chlorophyll is stored as chemical energy in carbohydrates such as glucose.</p> <ul style="list-style-type: none"> <li>Describe and write the equation for photosynthesis.</li> </ul> <p>The chemical energy present in carbohydrates can be accessed by respiration and combustion.</p> <ul style="list-style-type: none"> <li>Describe and write the equation for the aerobic respiration of glucose.</li> </ul>	<p><i>Note that the concepts of energy change in reactions, introduced in Stage 1 subtopic 4.4, can be applied in this subtopic.</i></p>	
<p>Fossil fuels (coal, petroleum, and natural gas) have been formed over geological time scales by anaerobic decomposition of dead organisms. They are considered to be non-renewable because reserves are depleted more quickly than they are formed.</p> <p>Carbon-based fuels provide energy and are feedstock for the chemical industry.</p> <ul style="list-style-type: none"> <li>Discuss the advantages and disadvantages of using carbon-based fuels as sources of heat energy, compared with their use as feedstock.</li> </ul>	<p>Compare the environmental, social, and/or economic impact of using carbon-based fuels in two or more different types of locations (e.g. urban and rural, different countries).</p> <p>Discuss how the rapid increase in the use of fuels has led to the need for the development of new technologies that enable more efficient energy production or for devices that use energy more efficiently and hence have less impact on the environment.</p>	
<p>Renewable energy is generated over time scales of years to decades, from sources that are replenished much more quickly than fossil fuels.</p> <ul style="list-style-type: none"> <li>Identify bioethanol, biodiesel, sunlight, and wind as renewable energy sources.</li> <li>Compare the contributions of fossil fuels to global warming with those from renewable energy sources.</li> </ul> <p>Biofuels are produced by present-day biological processes.</p> <ul style="list-style-type: none"> <li>Identify bioethanol and biodiesel as biofuels.</li> <li>Describe the production, from biological materials, of ethanol and biodiesel, including the writing of chemical equations for the reactions involved.</li> <li>Explain how fossil fuels contribute more than biofuels to global warming.</li> </ul>	<p>Investigate the issues associated with increasing the contribution of agriculture to the production of biofuels.</p> <p>Examine how the use of agriculture for fuel production might affect the food available for a growing world population.</p> <p>Discuss the principle of green chemistry that, where practicable, renewable raw materials should be used for chemical processes.</p> <p>Investigate the growing of algae as a source of biofuels such as ethanol, butanol, methane, and hydrogen.</p> <p>Explore the possibility of the development of microbes that are able to generate hydrogen from waste.</p>	
	<p>Carry out fermentation and fractional distillation processes.</p> <p>Research the methods available to produce biodiesel and prepare a sample from a renewable resource.</p>	

Science Understanding	Possible contexts	
<p>The complete combustion of fuels containing carbon and hydrogen produces carbon dioxide and water and energy.</p> <ul style="list-style-type: none"> <li>Write thermochemical equations for the complete combustion of fuels in which the only products are carbon dioxide and water.</li> </ul> <p>Incomplete combustion, producing carbon (soot) and carbon monoxide, is more likely with longer-chain carbon-based fuels.</p> <ul style="list-style-type: none"> <li>Explain why incomplete combustion is more likely with longer-chain carbon-based fuels than with shorter chains.</li> <li>Discuss the undesirable consequences of incomplete combustion.</li> </ul>	<p><i>Note that this extends the work on writing combustion equations introduced in Stage 1 subtopic 3.3.</i></p> <p>Consider diesel and biodiesel as examples of longer-chain fuels, and methane, ethanol, and octane (petrol) as examples of shorter-chain fuels.</p> <p>View and discuss a high-speed video of incomplete combustion:  <a href="http://www.sciencephoto.com/media/595178/view">www.sciencephoto.com/media/595178/view</a></p>	
<p>The energy released in combustion of fuels can be determined experimentally.</p> <ul style="list-style-type: none"> <li>Use experimental data to determine the enthalpy of combustion of a fuel.</li> <li>Undertake thermochemical calculations involving enthalpy changes and temperature changes of a specified mass of water given the necessary data.</li> </ul> <p>Fuels, including fossil fuels and biofuels, can be compared in terms of their energy output and the nature of products of combustion.</p> <ul style="list-style-type: none"> <li>Calculate the quantities of heat evolved per mole, per gram, and per litre (for liquids) for the complete combustion of fuels.</li> <li>Compare fuels given appropriate data.</li> </ul>	<p><i>Note that this extends the work on enthalpy introduced in Stage 1 subtopic 4.4.</i></p> <p>Evaluate the advantages and disadvantages of different fuels for various purposes and justify the use of a fuel for a particular purpose.</p> <p>Experimentally determine the enthalpy of combustion of an alcohol using a spirit burner. Evaluate the practical procedure and consider the impact on the data of systematic and random errors.</p>	          





Science Understanding	Possible contexts	
<p>Although most electricity is generated using fuels to drive steam turbines, electrical energy can also be generated using photovoltaic cells (known as solar cells) and directly from oxidation of fuels using galvanic cells.</p> <ul style="list-style-type: none"> <li>Explain the advantages and disadvantages of direct electricity generation (photovoltaic and fuel cells) compared to using steam turbines.</li> </ul> <p>Fuel cells, including flow cells, are galvanic cells in which the electrode reactants are available in continuous supply.</p> <ul style="list-style-type: none"> <li>State the advantages and disadvantages of fuel cells compared with other galvanic cells.</li> <li>Identify the anode and cathode and their charges, as well as the direction of ion and electron flow, in a fuel cell, given sufficient information.</li> <li>Write electrode half-equations for a fuel cell given sufficient information.</li> <li>Flow cells have the advantage over other fuel cells of being rechargeable.</li> </ul>	<p><i>Note that this extends the work on galvanic cells introduced in Stage 1 subtopic 6.3.</i></p> <p>Discuss discoveries, such as that at Lund University, about the mechanisms of energy transfer in photosynthetic organisms.</p> <p>Note that chlorophyll, which is essential for photosynthesis in green plants, absorbs light and releases electrons, similarly to a photovoltaic cell.</p> <p>Discuss the benefits of developing more effective materials for photovoltaic cells.</p> <p>View and discuss a video on hydrogen fuel cells:  <a href="http://www.youtube.com/watch?v=08ZH7vwzzEg">http://www.youtube.com/watch?v=08ZH7vwzzEg</a></p>	
	<p>Compare the advantages and disadvantages of using fuel cells to generate electricity with electricity produced by renewable energy sources, such as wind and solar energy.</p> <p>Evaluate the economic, social, environmental, and ethical considerations of the production of electricity from different sources.</p>	




## Subtopic 4.2: Water

Science Understanding	Possible contexts	
<p>Water from different sources is treated with different methods depending on its origin and intended use.</p> <p>Suspended matter is commonly removed from water by flocculation, followed by sedimentation and filtration.</p> <p>The surface of fine silicate and aluminosilicate particles in clays is negatively charged and can be flocculated into larger particles by the addition of salts containing highly charged cations such as aluminium ions or polymers.</p> <ul style="list-style-type: none"> <li>Explain the use of aluminium ions and polymers in flocculating clay particles suspended in water.</li> </ul> <p>Hard water contains high concentrations of <math>\text{Ca}^{2+}</math> and <math>\text{Mg}^{2+}</math> ions. Hard water renders soaps less effective and causes build-up of precipitates.</p> <p>Natural and modified zeolites can be used in the purification and softening of water, through the exchange of cations.</p> <ul style="list-style-type: none"> <li>Explain the use of zeolites in water softeners.</li> </ul> <p>Reverse osmosis is a filtration technique whereby water is forced, under pressure, through a semi-permeable membrane.</p> <ul style="list-style-type: none"> <li>Explain how reverse osmosis produces potable water from saline water.</li> </ul> <p>Desalination is a process used to remove minerals from saline water to produce fresh potable water. Reverse osmosis and thermal distillation are two widely used methods for desalination.</p> <ul style="list-style-type: none"> <li>Describe the disadvantages of using desalination for the production of potable water.</li> </ul> <p>Hypochlorous acid, chlorine, and hypochlorites are oxidisers used for water disinfection.</p> <ul style="list-style-type: none"> <li>Explain the effect of pH on the equilibrium between chlorine and water, and hydrochloric acid and hypochlorous acid.</li> </ul>	<p><i>Note that this extends the work on ionic interactions introduced in Stage 1 subtopic 4.2 and on pH in Stage 1 subtopic 5.3.</i></p> <p>Recognise that some sources distinguish between coagulation and flocculation. Coagulation involves neutralisation of the negative charge on clay minerals. This is followed by flocculation, in which neutral particles come together.</p> <p>Explore SA Water's school resources to consider how water is treated and supplied.</p> <p>Visit the website LifeStraw, which reports on water filters for Majority World countries.</p> <p>Visit the website of the Adelaide Desalination Plant (SA Water).</p>	
	<p>Visit a water-treatment plant, such as the plant at Mount Pleasant, which utilises ion exchange for Murray River water (SA Water).</p> <p>Conduct an online investigation on:</p> <ul style="list-style-type: none"> <li>water softeners used domestically in home water-filtration systems (e.g. dishwashers, coffee machines)</li> <li>reverse osmosis units utilised in, for example, school laboratories and cafes to control concentrations of dissolved salts.</li> </ul> <p>Extract copper ions from solution using ion exchange resins.</p> <p>Investigate coagulation and flocculation using alum and polyDADMAC.</p>	



### Subtopic 4.3: Soil

Science Understanding	Possible contexts
<p>Plants require nutrients, which they obtain from the soil.</p> <ul style="list-style-type: none"> <li>Explain why plants need soil nutrients in soluble form.</li> </ul> <p>Soil productivity is related to the availability of plant nutrients, which need to be replenished naturally or by the addition of fertilisers.</p> <p>Nitrogen, phosphorus, and potassium are the major nutrients that plants require from the soil.</p> <ul style="list-style-type: none"> <li>Explain how natural processes (including lightning, nitrogen-fixing bacteria, and decay) replenish soil nitrogen.</li> <li>Explain why fertilisers are required to improve the productivity of some soils.</li> </ul> <p>Excess nitrogen and phosphorus can be leached from soils and can cause eutrophication in water bodies.</p> <ul style="list-style-type: none"> <li>Explain the process and consequences of eutrophication.</li> </ul>	<p>Discuss why fertilisers providing calcium, magnesium, and sulfur are not usually necessary in Australian soils.</p> <p>Discuss what is meant by the terms 'macronutrients' and 'micronutrients'.</p> <p>Consider the increased contribution to soil fertility of nitrogen fertilisers resulting from the Haber–Bosch process compared with the fixation of nitrogen by biological means.</p> 
<p>Silicon dioxide, silicates, and aluminosilicates are important components of rocks and soils.</p> <ul style="list-style-type: none"> <li>Write the formula of the anion given the formula of a silicate or aluminosilicate.</li> </ul> <p>Cations adsorbed on the surface of soil silicates and aluminosilicates are in equilibrium, and can be exchanged with the cations in soil water, which are available as sources of plant nutrients.</p> <p>Soil silicates and aluminosilicates are able to adsorb <math>H^+</math> and release cations.</p> <ul style="list-style-type: none"> <li>Explain how cations on the surface of soil silicates and aluminosilicates become available to plants.</li> </ul> <p>Nutrient cations on the surface of soil silicates and aluminosilicates are replaced if the concentrations of <math>H^+</math> or <math>Na^+</math> in soil water become too high.</p> <ul style="list-style-type: none"> <li>Explain how acidic or saline conditions (i.e. high concentrations of <math>H^+</math> or <math>Na^+</math>) deplete the nutrient value of soils.</li> </ul>	<p><i>Note that this revisits concepts about ionic substances introduced in Stage 1 subtopics 2.2 and 4.2.</i></p> <p><i>Note that this revisits concepts of equilibrium introduced in subtopic 2.2.</i></p> <p>Note that some sources use the term 'soil solution' rather than 'soil water' to emphasise the importance of the ions that are present in the water in the soil.</p> <p>Consider in more detail aspects of the absorption of nutrient cations by roots. Examples could include how:</p> <ul style="list-style-type: none"> <li>mineral concentrations in root cells are greater than in the soil so energy is needed for their absorption</li> <li>root hairs pump <math>H^+</math> ions into the soil to displace cations attached to silicate and aluminosilicate minerals, so that the cations are available for uptake by the root.</li> </ul> <p>Consider the origin and impacts of sodic soils.</p> <p><a href="http://www.dpi.nsw.gov.au/__data/assets/pdf_file/0009/127278/Sodic-soil-management.pdf">www.dpi.nsw.gov.au/__data/assets/pdf_file/0009/127278/Sodic-soil-management.pdf</a></p> 

## Subtopic 4.4: Materials

Science Understanding	Possible contexts	
<p><i>Polymers</i></p> <p>Polymers are produced from monomers by addition or condensation reactions.</p> <ul style="list-style-type: none"> <li>Identify whether a molecule could undergo polymerisation, given its structural formula and, if so, the type of polymerisation.</li> <li>Identify a polymer as being the product of an addition polymerisation or a condensation polymerisation, given its structural formula.</li> <li>Identify the repeating unit of a polymer, given its structural formula.</li> </ul>	<p><i>Note that this extends the work on materials introduced in Stage 1 subtopics 1.1 and 2.1, addition polymerisation introduced in Stage 1 subtopic 3.4, and condensation polymerisation in Stage 2 subtopics 3.7 and 3.8.</i></p> <p>Investigate the use of polymers in examples such as medical prostheses, 3D printing, and new-generation fibres.</p>	
<p>The production of synthetic polymers allows the manufacture of materials with a diverse range of properties.</p> <ul style="list-style-type: none"> <li>Discuss the advantages and disadvantages of synthetic polymers.</li> <li>Compare the effects of heating on thermoplastic and thermoset polymers.</li> </ul> <p>Organic polymers can have different properties, such as rigidity, depending on the monomers and the degree of cross-linking between chains.</p> <ul style="list-style-type: none"> <li>Compare the physical properties of polymers with different degrees of cross-linking and secondary interactions between polymer chains.</li> </ul>	<p><i>Note that this extends the work on polymers in Stage 2 subtopics 3.7 and 3.8.</i></p> <p>Discuss examples of physical properties that are affected by cross-linking and secondary interactions include rigidity, strength, and elasticity</p>	
<p>Polymers can be made from fossil resources or from renewable materials.</p> <ul style="list-style-type: none"> <li>Discuss the advantages and disadvantages of making polymers from fossil resources or from renewable materials.</li> </ul> <p>Some polymers are biodegradable — being able to be broken down by microorganisms and other living things.</p> <ul style="list-style-type: none"> <li>Explain why some polymers are biodegradable but others are not.</li> <li>Explain the advantages of polymers being biodegradable.</li> </ul>	<p>Discuss the principle of green chemistry that, where practicable, renewable raw materials should be used for chemical processes.</p> <p>Examine examples of industries that have used the principles of green chemistry to benefit society and the environment.</p>	 



Science Understanding	Possible contexts	
<p><i>Recycling</i></p> <p>There is a finite amount of materials on Earth. Materials that can be recycled reduce the amount of new materials that need to be produced from the Earth's crust.</p> <ul style="list-style-type: none"> <li>• Explain the advantages of recycling materials.</li> </ul> <p>Some objects are difficult to recycle.</p> <ul style="list-style-type: none"> <li>• Explain the difference in the ease of recycling thermoplastic and thermoset polymers.</li> </ul>	<p><i>Note that this material draws on concepts introduced in Stage 1 subtopics 2.1, 3.2, and 3.4.</i></p> <p>Investigate the energy requirements for recycling aluminium cans and for creating cans from bauxite.</p> <p>Discuss examples of:</p> <ul style="list-style-type: none"> <li>• composite materials (e.g. plywood, concrete, and carbon-fibre reinforced polymers)</li> <li>• objects comprising two or more materials (e.g. drink bottles and envelopes with bubble wrap).</li> </ul>	
<p>Composite materials comprise two or more constituent materials to produce a material with properties different from the individual components.</p> <ul style="list-style-type: none"> <li>• Explain the advantages using of composite materials.</li> <li>• Explain the difficulties associated with recycling materials and objects comprising two or more different materials with different properties.</li> </ul>	<p>Explore how the ideas of chemists and other scientists have been used to improve materials for specific purposes. Consider the impacts these improvements have had on industry, the environment and society. Examples may include:</p> <ul style="list-style-type: none"> <li>• development of alternative materials that have superior properties or that can be used in place of materials that are toxic, expensive, or in short supply</li> <li>• processes to reclaim elements, such as phosphorus from soil and rivers, indium from electronic chips, and platinum from catalytic converters</li> <li>• processes to extract elements available in low concentration, such as lithium from sea water.</li> </ul>	

# ASSESSMENT SCOPE AND REQUIREMENTS

All Stage 2 subjects have a school assessment component and an external assessment component.

## EVIDENCE OF LEARNING

The following assessment types enable students to demonstrate their learning in Stage 2 Chemistry:

*School assessment (70%)*

- Assessment Type 1: Investigations Folio (30%)
- Assessment Type 2: Skills and Applications Tasks (40%)

*External assessment (30%)*

- Assessment Type 3: Examination (30%).

Students provide evidence of their learning through eight assessments, including the external assessment component. Students complete:

- at least two practical investigations
- one investigation with a focus on science as a human endeavour
- at least three skills and applications tasks
- one examination.

At least one investigation or skills and applications task should involve collaborative work.

## ASSESSMENT DESIGN CRITERIA

The assessment design criteria are based on the learning requirements and are used by:

- teachers to clarify for the student what they need to learn
- teachers and assessors to design opportunities for the student to provide evidence of their learning at the highest possible level of achievement.

The assessment design criteria consist of specific features that:

- students should demonstrate in their learning
- teachers and assessors look for as evidence that students have met the learning requirements.

For this subject, the assessment design criteria are:

- investigation, analysis, and evaluation
- knowledge and application.

The specific features of these criteria are described below.

---

The set of assessments, as a whole, must give students opportunities to demonstrate each of the specific features by the completion of study of the subject.

## **Investigation, Analysis, and Evaluation**

The specific features are as follows:

- IAE1 Design of a chemistry investigation.
- IAE2 Obtaining, recording, and representation of data, using appropriate conventions and formats.
- IAE3 Analysis and interpretation of data and other evidence to formulate and justify conclusions.
- IAE4 Evaluation of procedures and their effect on data.

## **Knowledge and Application**

The specific features are as follows:

- KA1 Demonstration of knowledge and understanding of chemical concepts.
- KA2 Development and application of chemical concepts in new and familiar contexts.
- KA3 Exploration and understanding of the interaction between science and society.
- KA4 Communication of knowledge and understanding of chemical concepts and information, using appropriate terms, conventions, and representations.

## **SCHOOL ASSESSMENT**

### **Assessment Type 1: Investigations Folio (30%)**

Students undertake at least two practical investigations and one investigation with a focus on science as a human endeavour. Students may undertake more than two practical investigations within the maximum number of assessments allowed in the school assessment component. They inquire into aspects of chemistry through practical discovery and data analysis, and/or by selecting, analysing, and interpreting information.

### **Practical Investigations**

As students design and safely carry out investigations, they demonstrate their science inquiry skills by:

- deconstructing a problem to determine the most appropriate method for investigation
- formulating investigable questions and hypotheses
- selecting and using appropriate equipment, apparatus, and techniques
- identifying variables
- collecting, representing, analysing, and interpreting data
- evaluating procedures and considering their impact on results
- drawing conclusions
- communicating knowledge and understanding of concepts.

Practical investigations can be conducted individually or collaboratively. For each investigation, students present an individual report.



---

One practical investigation should enable students to deconstruct a problem to investigate a question or hypothesis for which the outcome is uncertain.

One practical investigation should enable students to design their own procedure and justify their plan of action. This may include providing evidence of how the procedure has been developed. In order to manage the process efficiently, students could individually design investigations and then conduct one of these as a group, or design hypothetical investigations at the end of a practical activity.

A practical report should include:

- introduction with relevant chemistry concepts, and either a hypothesis and variables, or an investigable question
- materials/apparatus\*
- method/procedure that outlines the trials and steps to be taken\*
- identification and management of safety and/or ethical risks\*
- results\*
- analysis of results, identifying trends, and linking results to concepts
- evaluation of procedures and data, and identifying sources of uncertainty
- conclusion, with justification.

The report should be a maximum of 1500 words if written, or a maximum of 10 minutes for an oral presentation, or the equivalent in multimodal form.

A summary sheet outlining the deconstruction process (where applicable) should be attached to the report\*. Suggested formats for the summary sheet include flow charts, concept maps, tables, or notes.

\*The five asterisked sections of materials/apparatus, method/procedures, risks, results, and deconstruction are excluded from the word count.

Suggested formats for presentation of a practical investigation report include:

- a written report
- an oral presentation
- a multimodal product.

## **Science as a Human Endeavour Investigation**

Students investigate a contemporary example of how science interacts with society. This may focus on one or more of the key concepts of science as a human endeavour described on pages 10 and 11, and may draw on a context suggested in the topics or relate to a new context.

Students select and explore a recent discovery, innovation, issue, or advancement linked to one of the topics in chemistry. They analyse and synthesise information from different sources to explain the science relevant to the focus of their investigation, show its connections to science as a human endeavour, and develop and justify their own conclusions.

Possible starting points for the investigation could include, for example:

- the announcement of a discovery in the field of chemistry
- an expert's point of view on a controversial innovation
- a TED talk based on a development in chemistry
- an article from a scientific publication (e.g. *Cosmos*)

- 
- public concern about an issue that has environmental, social, economic, or political implications
  - changes in government funding for chemistry-related purposes, for example, for scientific research into the molecular geometry of enzymes, corrosion of cables on suspension bridges, collision theory to enable the prediction and control of chemical reaction rates, chemical engineering, wine chemistry, uptake of anthropogenic carbon dioxide by the oceans, superacids, alcosensors and other blood analysis tests, lower-emission fuel alternatives
  - innovative directions in research.

Based on their investigation, students prepare a scientific report, which must include the use of scientific terminology and:

- an introduction to identify the focus of the investigation and the key concept(s) of science as a human endeavour that it links to
- relevant chemistry concepts or background
- an explanation of how the focus of the investigation illustrates the interaction between science and society
- a discussion of the purpose, potential impact, or application of the focus of the investigation, e.g. further development, effect on quality of life, environmental implications, economic impact, intrinsic interest
- a conclusion
- citations and referencing.

The report should be a maximum of 1500 words if written, or a maximum of 10 minutes for an oral presentation, or the equivalent in multimodal form.

This report could take the form of, for example:

- an article for a scientific publication
- an oral or multimodal scientific presentation.

For this assessment type, students provide evidence of their learning in relation to the following assessment design criteria:

- investigation, analysis, and evaluation
- knowledge and application.

## **Assessment Type 2: Skills and Applications Tasks (40%)**

Students undertake at least three skills and applications tasks. Students may undertake more than three skills and applications tasks within the maximum number of assessments allowed in the school assessment component, but at least three should be under the direct supervision of the teacher. The supervised setting should be appropriate to the task. Each supervised task should be a maximum of 90 minutes of class time, excluding reading time.

Skills and applications tasks allow students to provide evidence of their learning in tasks that may:

- be applied, analytical, and/or interpretative
- pose problems in new and familiar contexts
- involve individual or collaborative assessments, depending on task design.

---

A skills and applications task may involve, for example:

- solving problems
- designing an investigation to test a hypothesis or investigable question
- considering different scenarios in which to apply knowledge and understanding
- graphing, tabulating, and/or analysing data
- evaluating procedures and identifying their limitations
- formulating and justifying conclusions
- representing information diagrammatically or graphically
- using chemical terms, conventions, and notations.

As a set, skills and applications tasks should be designed to enable students to apply their science inquiry skills, demonstrate knowledge and understanding of key chemical concepts and learning, and explain connections with science as a human endeavour. Problems and scenarios should be set in a relevant context, which may be practical, social, or environmental.

Skills and applications tasks may include, for example:

- developing simulations
- practical and/or graphical skills
- a multimodal product
- an oral presentation
- participation in a debate
- an extended response
- responses to short-answer questions
- a response to science in the media.

For this assessment type, students provide evidence of their learning in relation to the following assessment design criteria:

- investigation, analysis, and evaluation
- knowledge and application.

## EXTERNAL ASSESSMENT

### Assessment Type 3: Examination (30%)

Students undertake one 2-hour examination.

Stage 2 science inquiry skills and science understanding from all topics may be assessed.

Questions:

- will be of different types
- may require students to show an understanding of science as a human endeavour
- may require students to apply their science understanding from more than one topic.

For the examination, students are given a sheet containing a periodic table, standard SI prefixes, symbols of common quantities, some physical constants, some mathematical relationships, and a table showing the relative activities of a number of metals.

---

All specific features of the assessment design criteria for this subject may be assessed in the external examination.

## **PERFORMANCE STANDARDS**

The performance standards describe five levels of achievement, A to E.

Each level of achievement describes the knowledge, skills, and understanding that teachers and assessors refer to in deciding how well students have demonstrated their learning on the basis of the evidence provided.

During the teaching and learning program the teacher gives students feedback on their learning, with reference to the performance standards.

At the student's completion of study of each school assessment type, the teacher makes a decision about the quality of the student's learning by:

- referring to the performance standards
- assigning a grade between A+ and E– for the assessment type.

The student's school assessment and external assessment are combined for a final result, which is reported as a grade between A+ and E–.

## Performance Standards for Stage 2 Chemistry

Investigation, Analysis, and Evaluation	Knowledge and Application
<p><b>A</b> Designs a logical, coherent, and detailed chemistry investigation.</p> <p>Obtains records, and represents data, using appropriate conventions and formats accurately and highly effectively.</p> <p>Systematically analyses and interprets data and evidence to formulate logical conclusions with detailed justification.</p> <p>Critically and logically evaluates procedures and discusses their effect on data.</p>	<p>Demonstrates deep and broad knowledge and understanding of a range of chemical concepts.</p> <p>Develops and applies chemical concepts highly effectively in new and familiar contexts.</p> <p>Critically explores and understands in depth the interaction between science and society.</p> <p>Communicates knowledge and understanding of chemistry coherently, with highly effective use of appropriate terms, conventions, and representations.</p>
<p><b>B</b> Designs a well-considered and clear chemistry investigation.</p> <p>Obtains, records, and represents data, using appropriate conventions and formats mostly accurately and effectively.</p> <p>Logically analyses and interprets data and evidence to formulate suitable conclusions with reasonable justification.</p> <p>Logically evaluates procedures and their effect on data.</p>	<p>Demonstrates some depth and breadth of knowledge and understanding of a range of chemical concepts.</p> <p>Develops and applies chemical concepts mostly effectively in new and familiar contexts.</p> <p>Logically explores and understands in some depth the interaction between science and society.</p> <p>Communicates knowledge and understanding of chemistry mostly coherently, with effective use of appropriate terms, conventions, and representations.</p>
<p><b>C</b> Designs a considered and generally clear chemistry investigation.</p> <p>Obtains, records, and represents data, using generally appropriate conventions and formats with some errors but generally accurately and effectively.</p> <p>Undertakes some analysis and interpretation of data and evidence to formulate generally appropriate conclusions with some justification.</p> <p>Evaluates procedures and some of their effect on data.</p>	<p>Demonstrates knowledge and understanding of a general range of chemical concepts.</p> <p>Develops and applies chemical concepts generally effectively in new or familiar contexts.</p> <p>Explores and understands aspects of the interaction between science and society.</p> <p>Communicates knowledge and understanding of chemistry generally effectively, using some appropriate terms, conventions, and representations.</p>
<p><b>D</b> Prepares the outline of a chemistry investigation.</p> <p>Obtains, records, and represents data, using conventions and formats inconsistently, with occasional accuracy and effectiveness.</p> <p>Describes data and undertakes some basic interpretation to formulate a basic conclusion.</p> <p>Attempts to evaluate procedures or suggest an effect on data.</p>	<p>Demonstrates some basic knowledge and partial understanding of chemical concepts.</p> <p>Develops and applies some chemical concepts in familiar contexts.</p> <p>Partially explores and recognises aspects of the interaction between science and society.</p> <p>Communicates basic chemical information, using some appropriate terms, conventions, and/or representations.</p>
<p><b>E</b> Identifies a simple procedure for a chemistry investigation.</p> <p>Attempts to record and represent some data with limited accuracy or effectiveness.</p> <p>Attempts to describe results and/or interpret data to formulate a basic conclusion.</p> <p>Acknowledges that procedures affect data.</p>	<p>Demonstrates limited recognition and awareness of chemical concepts.</p> <p>Attempts to develop and apply chemical concepts in familiar contexts.</p> <p>Attempts to explore and identify an aspect of the interaction between science and society.</p> <p>Attempts to communicate information about chemistry.</p>

---

## **ASSESSMENT INTEGRITY**

The SACE Assuring Assessment Integrity Policy outlines the principles and processes that teachers and assessors follow to assure the integrity of student assessments. This policy is available on the SACE website ([www.sace.sa.edu.au](http://www.sace.sa.edu.au)) as part of the SACE Policy Framework.

The SACE Board uses a range of quality assurance processes so that the grades awarded for student achievement in the school assessment are applied consistently and fairly against the performance standards for a subject, and are comparable across all schools.

Information and guidelines on quality assurance in assessment at Stage 1 are available on the SACE website ([www.sace.sa.edu.au](http://www.sace.sa.edu.au)).

# **SUPPORT MATERIALS**

## **SUBJECT-SPECIFIC ADVICE**

Online support materials are provided for each subject and updated regularly on the SACE website ([www.sace.sa.edu.au](http://www.sace.sa.edu.au)). Examples of support materials are sample learning and assessment plans, annotated assessment tasks, annotated student responses, and recommended resource materials.

## **ADVICE ON ETHICAL STUDY AND RESEARCH**

Advice for students and teachers on ethical study and research practices is available in the guidelines on the ethical conduct of research in the SACE on the SACE website ([www.sace.sa.edu.au](http://www.sace.sa.edu.au)).